



PHYSICAL THERAPY
BOARD OF CALIFORNIA

August 15, 2022
BOARD MEETING

Department of Consumer Affairs
(Webex) Closed Session

PHYSICAL THERAPY BOARD OF CALIFORNIA

2005 Evergreen St., Suite 2600, Sacramento, California 95815

Phone: (916) 561-8200 Fax: (916) 263-2560

www.ptbc.ca.gov

PHYSICAL THERAPY BOARD OF CALIFORNIA NOTICE OF PUBLIC MEETING

August 15, 2022 9 a.m.

Department of Consumer Affairs (Webex) Closed Session

Action may be taken on any agenda item.
Agenda items may be taken out of order.

Unless otherwise indicated, all agenda items will be held in OPEN SESSION via a teleconference platform. THE PUBLIC IS ENCOURAGED TO ATTEND. Please refer to the instructions attached to observe and participate in the meeting using WebEx from a Microsoft Windows-based PC.

BOARD MEMBERS

Alicia K. Rabena-Amen, P.T., DPT, *President*

Tonia McMillian, *Vice President*

Dayle C. Armstrong, Ph.D., P.T., M.S., DPT, *Member*

Jesus Dominguez, P.T., Ph.D., *Member*

Daniel Drummer, P.T., DPT, *Member*

Katarina V. Eleby, M.A., *Member*

Johnathon Ervin, *Member*

BOARD STAFF

Jason Kaiser, *Executive Officer*

Elsa Ybarra, *Assistant Executive Officer*

Erika Calderon, *Manager*

Liz Constancio, *Manager*

Sarah Conley, *Manager*

Brooke Arneson, *Executive Analyst*

MISSION

To advance and protect the interests of the people of California by the effective administration of the Physical Therapy Practice Act.

VISION

The standard for consumer protection in physical therapy.



BOARD MEETING AGENDA

PUBLIC TELECONFERENCE MEETING

August 15, 2022, 9 a.m.

NOTE: Pursuant to the provisions of Government Code section 11133, a physical meeting location is not being provided.

Important Notices to the Public: The Physical Therapy Board will hold a public meeting via a teleconference platform.

INSTRUCTIONS FOR PARTICIPATION: Please see the instructions attached hereto to observe and participate in the meeting using WebEx from a Microsoft Windows-based PC.

Members of the public may but are not obligated to provide their names or personal information as a condition of observing or participating in the meeting. When signing into the WebEx platform, participants may be asked for their name and email address. Participants who choose not to provide their names will be required to provide a unique identifier such as their initials or another alternative, so that the meeting moderator can identify individuals who wish to make public comment; participants who choose not to provide their email address may utilize a fictitious email address in the following sample format: XXXXX@mailinator.com.

For all those who wish to participate or observe the meeting on Monday, August 15, 2022, attendees will need to click the following link and enter their first name, last name, email, and the event password listed below:

If joining by computer:

Event address for attendees: <https://dca-meetings.webex.com/dca-meetings/j.php?MTID=m8ba4ef147cf2658c36ddc02e333994fc>

Event number: 2487 668 7282

Event password: PTBC08152022

If joining by audio conference (phone):
Call, +1-415-655-0001 (US toll)
Enter Access code: 248 766 87282, followed by #
Enter password: 78220815, followed by #

Public comments will be limited to two minutes unless, in the discretion of the Board, circumstances require a shorter period. Members of the public will not be permitted to “yield” their allotted time to other members of the public to make comments.

Agenda – August 15, 2022

Action may be taken on any agenda item. *Agenda items may be taken out of order.*

- 1. Call to Order - 9:00 a.m.**
- 2. Roll Call and Establishment of Quorum**
- 3. Reading of the Board’s Mission Statement**
- 4. Public Comment on Items Not on the Agenda**
Please note that the Board may not discuss or take action on any matter raised during this public comment section that is not included on this agenda, except to decide whether to place the matter on the agenda of a future meeting. (Government Code sections 11125, 11125.7(a).)
- 5. Closed Session**
 - (A) Pursuant to Government Code section 11126(c)(3), the Board will convene to Deliberate on Disciplinary Actions and Decisions to be Reached in Administrative Procedure Act Proceedings
 - (B) Pursuant to Government Code section 11126(a)(1), the Board will convene to Consider the Evaluation of Performance of the Executive Officer
- 6. Adjournment**

Informational Notes:

Action may be taken on any agenda item. Agenda items may be taken out of order. Times stated are approximate and subject to change. Agenda order is tentative and subject to change at the discretion of the Board; agenda items may be taken out of order and items scheduled for a particular day may be moved or

continued to an earlier or later day to facilitate the effective transaction of business.

In accordance with the Bagley-Keene Open Meeting Act, all Board meetings are open to the public. Pursuant to Government Code section 11125.7, the Board provides the opportunity for the public to address each agenda item during discussion or consideration by the Board prior to the Board taking any action on said item. Total time allocated for public comment on particular issues may be limited. Individuals may appear before the Board to discuss items not on the agenda; however, the Board can neither discuss nor take official action on any matter not included in this agenda, except to decide to place the matter on the agenda of a future meeting. (Government Code sections 11125, 11125.7(a)).

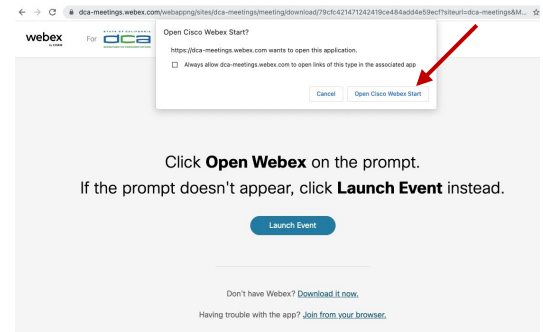
If you wish to participate or to have a guaranteed opportunity to observe, please plan to attend via the WebEx connection. Adjournment, if it is the only item that occurs after a closed session, may not be webcast.

The meeting is accessible to the disabled. A person who needs disability-related accommodation or modification to participate in the meeting may make a request by contacting Brooke Arneson at (916) 561-8260, e-mail: brooke.arneson@dca.ca.gov, or send a written request to the Physical Therapy Board of California, 2005 Evergreen Street, Suite 1350, Sacramento, CA 95815. Providing your request at least five (5) business days before the meeting will help to ensure availability of the requested accommodations. TDD Line: (916) 322-1700.

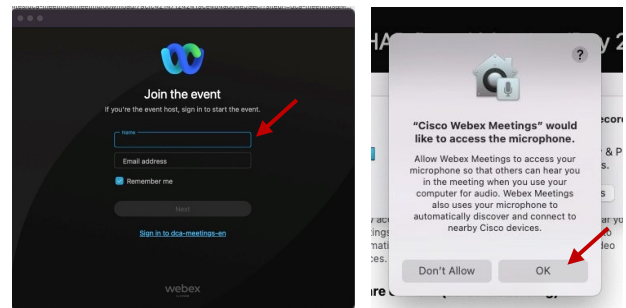
If joining using the meeting link

1 Click on the meeting link. This can be found in the meeting notice you received.

2 If you have not previously used Webex on your device, your web browser may ask if you want to open Webex. Click “Open Cisco Webex Start” or “Open Webex”, whichever option is presented. DO NOT click “Join from your browser”, as you will not be able to participate during the meeting.




3 Enter your name and email address. Click “Join as a guest”. Accept any request for permission to use your microphone and/or camera.



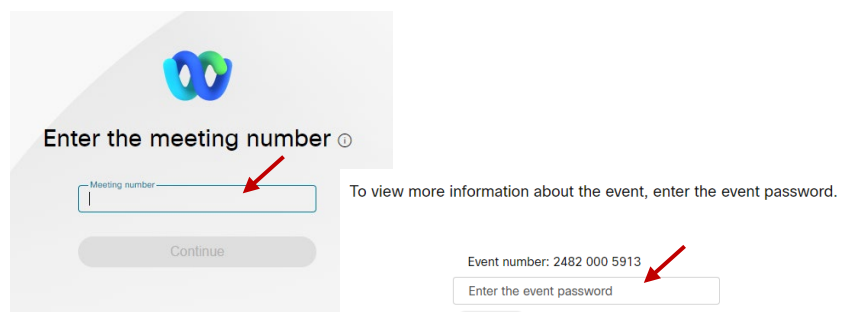
OR

If joining from [Webex.com](https://www.webex.com)

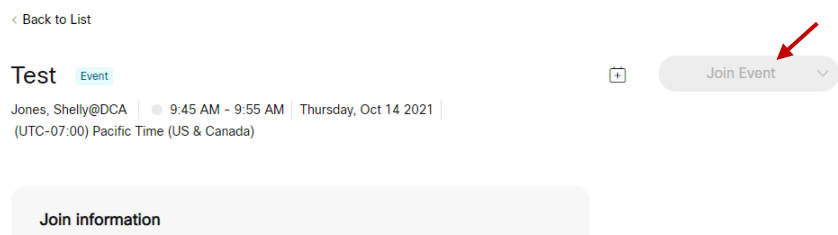
1 Click on “Join a Meeting” at the top of the Webex window.



2 Enter the meeting/event number and click “Continue”. Enter the event password and click “OK”. This can be found in the meeting notice you received.



3 The meeting information will be displayed. Click “Join Event”.



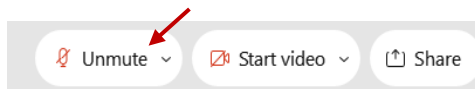
OR

Connect via telephone:

You may also join the meeting by calling in using the phone number, access code, and passcode provided in the meeting notice.

Microphone

Microphone control (mute/unmute button) is located on the command row.

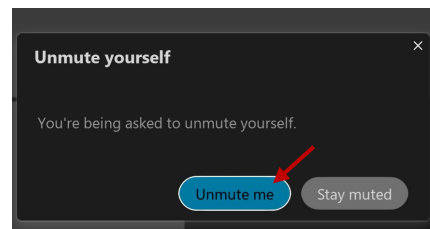


Green microphone = Unmuted: People in the meeting can hear you.



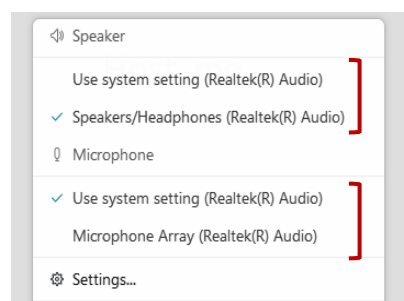
Red microphone = Muted: No one in the meeting can hear you.

Note: Only panelists can mute/unmute their own microphones. Attendees will remain muted unless the moderator enables their microphone at which time the attendee will be provided the ability to unmute their microphone by clicking on “Unmute Me”.



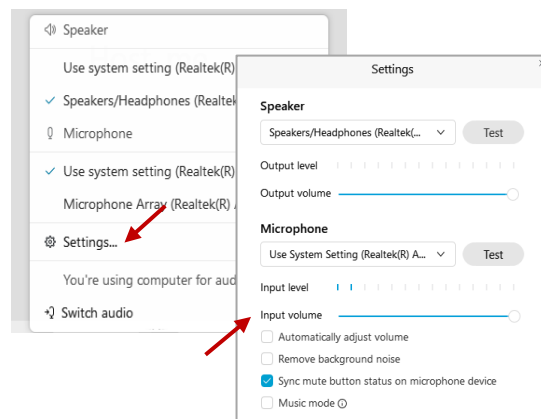
If you cannot hear or be heard

- 1 Click on the bottom facing arrow located on the Mute/Unmute button.
- 2 From the pop-up window, select a different:
 - Microphone option if participants can't hear you.
 - Speaker option if you can't hear participants.



If your microphone volume is too low or too high

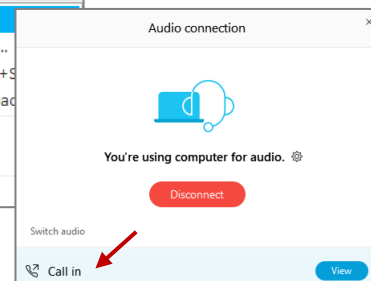
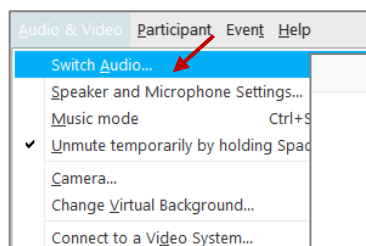
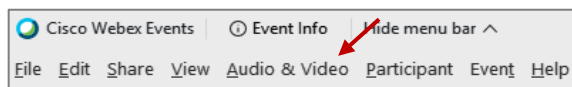
- 1 Locate the command row – click on the bottom facing arrow located on the Mute/Unmute button.
- 2 From the pop-up window:
 - Click on “Settings...”:
 - Drag the “Input Volume” located under microphone settings to adjust your volume.



Audio Connectivity Issues

If you are connected by computer or tablet and you have audio issues or no microphone/speakers, you can link your phone through webex. Your phone will then become your audio source during the meeting.

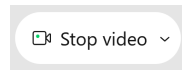
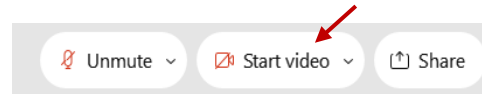
- 1 Click on “Audio & Video” from the menu bar.
- 2 Select “Switch Audio” from the drop-down menu.
- 3 Select the “Call In” option and following the directions.



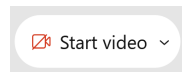
Web Camera

Only panelists (e.g. staff, board members, presenters) can access the web camera feature.

Camera control (Start Video/Stop Video button) is located on the command row.



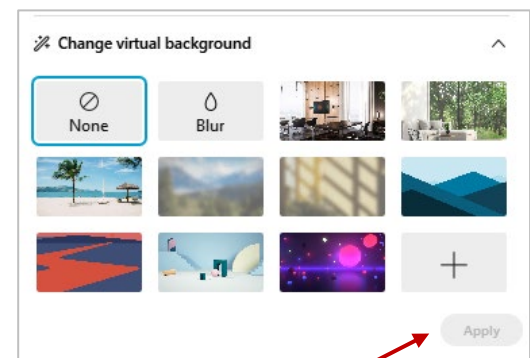
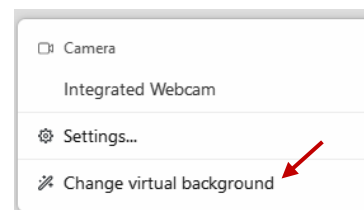
Green dot in camera = Camera is on: People in the meeting can see you.



Red dot in camera = Camera is off: No one in the meeting can see you.

Virtual Background

- 1 To access virtual backgrounds, click on the bottom facing arrow located on the video button.
- 2 Click on "Change Virtual Background".
- 3 From the pop-up window, click on any of the available images to display that image as your virtual background and click "Apply".



If you cannot be seen

- 1 Locate the command row – click on the bottom facing arrow located on the video button.
- 2 From the pop-up window, select a different camera from the list.

